

Pain Management

Version: 5

This is a CONTROLLED document for internal use only, valid only if accessed from the Policies and Procedures site.

1.0 Introduction

The purpose of this Clinical Practice Guideline (CPG) is to optimize the assessment and management of pain in children at SickKids with the goal of limiting or preventing pain. The document has been developed by an interdisciplinary group of stakeholders and has been circulated widely.

The **focus population** for this CPG is all SickKids patients (Inpatient, Ambulatory and Emergency). Pain can be categorized as acute (arising from medical conditions, trauma, surgical and other procedural pain) or chronic (pain which persists beyond the expected time for acute pain to heal).

While the **target users** of this CPG will likely be physicians and nurses, pain management is the responsibility of all health care professionals.

2.0 Definitions

Addiction: Addiction or psychological dependence refers to the use of opioids to alter mood e.g. for psychic effects, not for pain. It is characterized by behaviours that include at least one of: impaired control over drug use, compulsive use, continued use despite harm, and craving. Addiction is not common with people treated for pain in acute care settings. Physical dependence and tolerance are not the same as addiction.

Adjuvant: A drug that is not primarily analgesic, but has independent or additive analgesic properties.

Analgesic: A medication used for pain relief.

Balanced analgesia: Also referred to as multi-modal analgesia. Includes drugs from more than one drug classification (e.g. NSAID (non-steroidal anti-inflammatory drug), opioid, local anesthetic) that may be given by different routes of administration. The goal is improved analgesia, reduced opioid requirements and minimal side effects.

Ceiling Effect: A dose of medication beyond which further increases do not provide additional analgesia

Common medical procedures: Refers to procedures that are routinely performed in the hospital setting without sedation. Includes, but not limited to: needle pokes, swabs, wound care, dressing changes, and tube insertion.

Equianalgesic: Having equal pain-relieving effect: morphine sulfate is generally used as the standard for opioid analgesic comparisons.

Non-opioid: Preferred to "non-narcotic". Includes acetaminophen and NSAIDs

Opioid: Refers to natural, semisynthetic and synthetic drugs that relieve pain by binding to opioid receptors in the nervous system e.g. morphine, hydromorphone. Opioid is preferred to the word 'narcotic', which has legal connotations.

Pain: An unpleasant sensory and emotional experience associated with actual or potential tissue damage or described in terms of such damage. It is a complex, multidimensional, and subjective experience.

Pharmacological strategies: The use of medications for pain relief.

Pain Goal: The effect of pain control on comfort and function. Goals are activities that enhance recovery and quality of life e.g. deep breathing, ambulating after surgery, sleep, recreational activities. These goals may be linked to a pain intensity score.

Physical dependence: Physical reliance on an opioid characterized by withdrawal symptoms if the opioid is abruptly stopped or an antagonist is administered.

Physical strategies: The use of strategies such as heat/cold, massage, positioning for pain relief.

Pseudo-addiction: The patient who seeks additional medications appropriately or inappropriately secondary to significant under treatment of the pain syndrome. When the pain is treated effectively, all inappropriate behaviour ceases (e.g. drug-seeking behaviour e.g. clockwatching)

Psychological strategies: The use of cognitive and behavioural strategies to promote a reduction in anxiety, pain and distress.

Titrate: To gradually increase or decrease medication to reduce or eliminate symptoms while allowing the body to accommodate to drug side effects, and to avoid toxicity.

Tolerance: A process characterized by decreasing effects of a drug at its previous dose or the need for a higher dose of drug to maintain an effect. It is the body's adaptation to a drug that results in the diminished effect over time.

3.0 Recommendations

The Pain Matters Committee voted to adopt the Registered Nurses Association of Ontario (RNAO) *Assessment and Management of Pain* CPG for use at SickKids. This CPG was developed by an interdisciplinary group in 2002 and updated in 2007, 2013, 2017, 2018 and 2022.

The grading system in Table 1 serves as a guideline for the user about the hierarchy of evidence available to support each recommendation; with meta-analysis considered to be the highest level of evidence and expert opinion considered to be the lowest level of evidence that can be used to support a CPG.

Table 1. Grades of Recommendation

A	Recommendation supported by at least one randomized controlled trial, systematic review or meta-analysis.
B	Recommendation supported by at least one cohort comparison, case study or other experimental study.
C	Recommendation supported by expert opinion or experience of a consensus panel.

3.1 Algorithm

The [pain assessment and management algorithm](#) is based on the Hospital for Sick Children's Pain Assessment Policy and Pain Management Clinical Practice Guideline and is recommended to guide pain assessment and management strategies.

When additional support is required contact the Acute Pain Service through locating. For palliative or end of life pain and symptom management, please contact the Paediatric Advanced Care Team (PACT).

3.2 Pain Assessment

This CPG provides strategies for pain assessment and management. Pain management is guided by a thorough pain assessment and should focus on the child's pain relief goal. Specific details related to pain assessment can be found in the [Pain Assessment](#) policy.

3.3 Pain Management - General Principles

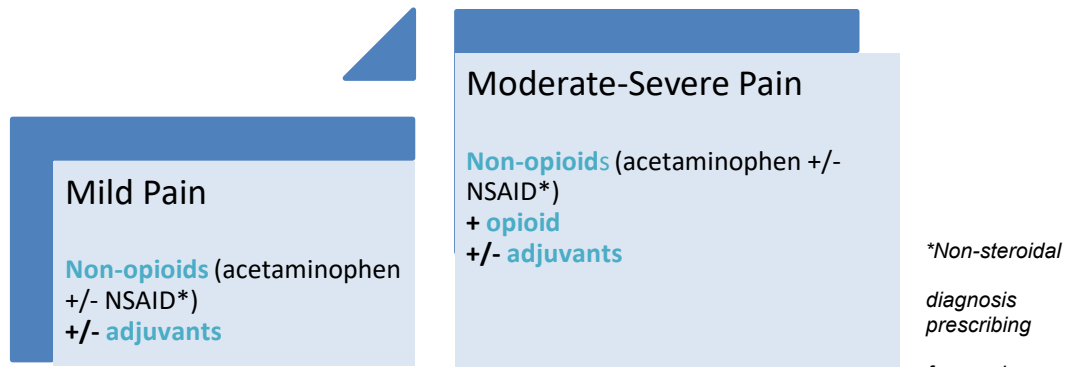
- ▶ **Prevent pain when possible. (Grade C)**
Pain is better prevented than treated. Requirements for analgesics are lower if children are pretreated before painful procedures and/or activities, including surgery.
- ▶ **A pain management plan requires a comprehensive, family-centred approach that considers pharmacological, physical, behavioural, cultural, and spiritual dimensions (Grade C).**
- ▶ **Develop pain management plan with interdisciplinary team, child and family, incorporating: (Grade C)**
 - Pain assessment findings and identified pain goals
 - Etiology of pain
 - Treatment strategies following the “3 P” approach (pharmacological, physical and psychological) as detailed in sections 3.4 - 3.6.
 - Spiritual and cultural beliefs and considerations that are important to the patient and family.
- ▶ **Communicate the pain management plan with patients and families. (Grade A)**
In a developmentally appropriate way, educate families and patients about their pain and the management plan, including potential side effects of analgesics administered. Provide families and patients opportunities to ask questions about the pain management plan.
- ▶ **Support patients and families with pain management at home by providing a written pain management plan. (Grade C)**
Ensure written materials accommodate patients/families across the spectrum of language, literacy, and learning needs. Avoid medical jargon. Use words that are familiar and culturally appropriate.
- ▶ **[Educate patients and families](#) on the safe use, storage, and disposal of opioids. (Grade C)**

3.4 Pain Management - Pharmacological Strategies

- ▶ **Give analgesics regularly (scheduled). (Grade A)**
For pain that is expected to be constant (e.g. post-surgical), analgesics should be ordered and given as scheduled medications (“around the clock”). PRN dosing should be used for breakthrough or truly intermittent pain only (e.g. pre-ambulation, pre-procedures).
- ▶ **Use the least invasive route. (Grade C)**
Use the simplest, most effective, least painful, least invasive route. Use the oral route when possible. The intramuscular (IM) route is NOT acceptable for analgesic administration (**Grade B**). The rectal route has unreliable bioavailability. Consider the intranasal route if appropriate.
- **Use the analgesic ladder. (Grade B) (Figure 1)**
Match the analgesia to the severity of the pain. A first-step strategy for mild pain recommends non-opioid agents such as acetaminophen and ibuprofen, when not contraindicated. For children less than 3 months of age, acetaminophen only is recommended. Use of more than one class of analgesic (e.g. acetaminophen + NSAID) promotes better pain relief, may reduce opioid requirements and helps to minimize side-effects (“balanced analgesia”). (**Grade A**)

Adjuvants (i.e. antidepressants, gabapentinoids, local anaesthetics, etc.) can be helpful in various pain conditions and may be used alongside or in some cases instead of opioids and non-opioids along either step of the pain ladder. (**Grade A**)

Figure 1
anti-inflammatory drug
Review patient
and lab results before
NSAIDs or
Acetaminophen checking
liver impairment.



Pharmacological Agents

[Refer to the E-formulary for specific medication dosages.](#)

Acetaminophen

Acetaminophen is effective for mild to moderate pain in children and is a useful adjunct as part of multimodal analgesia for more severe pain.

Ensure the maximum daily dose is not exceeded when ordering acetaminophen either alone or as a combination product. Use combination opioid-acetaminophen products only when dose of acetaminophen is appropriate; sometimes the acetaminophen content may be a limiting factor in upward dose titration of the combination, in which case prescribe medications separately.

NSAIDs

Non-steroidal anti-inflammatory drugs are effective analgesics for mild to moderate pain. Their use is generally not approved for infants < 3 months, and should be used in caution in infants < 6 months.

If given in maximally therapeutic doses, all NSAIDs should offer the same degree of analgesia (i.e. no advantage of IV ketorolac over PO ibuprofen/naproxen). For sustained use, ibuprofen may offer the safest side-effect profile.

Opioids

Dosing and Titration

- **Opioids may be used safely in children of all ages, including neonates (Grade A).**
Initial analgesic dosing should be calculated based on the child's weight. Dose and dosing interval should be altered (decreased) for neonates and some premature infants as they have decreased clearance of morphine, and have a larger volume of distribution and decreased protein binding, resulting in greater free fraction of opioid. [Guidelines for Pain Assessment and Management for Neonates.](#)
- **Ensure that the timing of opioid administration is appropriate.**
Dosing frequency and timing of administration depends upon assessment of the patient's pain, pharmacokinetics and pharmacodynamics (duration of action, peak effect and half-life) and route of drug (Grade C).
- **Titrate opioid dose to pain intensity and presence of side effects.**
The appropriate dose is that which provides analgesia with minimal side-effects, according to the assessment of the patient, pharmacokinetics and pharmacodynamics (duration of action, peak effect and half-life) and route of drug. Select the lowest dose that prevents pain between doses (Grade C).

- **There is no ceiling effect to opioids (Grade A).**
A “maximum dose” does not exist for opioids. Opioids can be titrated safely for increased analgesic effect however side-effects may be a limiting factor.
- **Routine switching of opioids (opioid rotation) is not recommended (Grade C).**
Morphine is a first-line option for severe pain in patients requiring opioids due to its predictable delivery and rapid onset. Opioid rotation should be considered in the presence of inadequate analgesia with intolerable side-effects.
- **Use equianalgesic doses if changing from one opioid to another.**
See [Equianalgesic table](#). Opioids have different relative potencies, and bioavailability which need to be considered when changing drugs or routes (i.e. IV to PO). Morphine is considered the “gold standard” for comparison. If you are unfamiliar with principles of opioid conversion, consult the Acute Pain Service, especially with high dose or long-term opioid requirements. Consider principles of opioid rotation (acute vs chronic use, and cross tolerance) **(Grade C)**
- **For those maintained on opioids prior to surgery, continue pre-operative opioid dosing as a baseline (Grade C).**
Provide acute post-operative analgesia above baseline opioids. Include non-opioid analgesics.

Opioid Choice

- **Sustained release opioids are more appropriate when dose requirements are stable. (Grade A)**
To convert from an oral immediate-release formulation to a sustained-release formulation of the same opioid, use the total dose of immediate-release formulation administered during the dosing interval of the sustained-release form. E.g. 5 mg PO immediate-release Morphine q4h → 15 mg PO sustained-release Morphine q12h.
- **For patients on sustained release opioids, an immediate release preparation of the same opioid should be available for breakthrough pain. (Grade C).**
Each breakthrough dose should be 10% of the 24-hour dose. If more than 3 doses of immediate release opioid are required in a 24-hour period, an increase in the sustained release opioid dose may be required.
- **Fentanyl’s rapid onset and short duration of action make it ideal for immediate post-operative pain and for painful procedures requiring opioids (Grade C).**
Fentanyl is a very potent opioid with a high-risk profile. The development of tolerance with fentanyl is much higher than with morphine when receiving prolonged continuous infusions. Fentanyl has unique adverse effect in children of chest wall rigidity with rapid administration. There is a higher risk with higher doses. Fentanyl boluses should be given over at least 3-5 minutes and patients observed closely.
- **Intranasal fentanyl may be helpful for painful procedures (Grade A).**
Intranasal fentanyl is rapidly absorbed, producing rapid and short-acting analgesic effects.
- **Transdermal fentanyl patches are only indicated for persistent, moderate to severe chronic pain. (Grade C)** Patches are not indicated for acute, severe, unstable pain in opioid naïve patients.
- **Meperidine (Demerol™) is not recommended because of associated risks (Grade A).**
- **Codeine is a non-formulary drug and not recommended (Grade C).**
Codeine is metabolized to a small amount of morphine for its analgesic effect. Codeine is ineffective in at least 10 % of the population who are unable to metabolize it to morphine. There are also super-metabolizers who metabolize the codeine to a disproportionate amount of morphine. Other oral opioids such as Morphine should be used instead of codeine.
- **Methadone has been used safely and effectively in some cases of pediatric pain (Grade A).**
Most evidence for methadone in pediatrics reflects its utility at end-of-life and with cancer pain. Methadone may be considered for patients who have not tolerated or responded to other opioids or

are opioid-tolerant, and have moderate-to-severe neuropathic or mixed-type (nociceptive and neuropathic) pain.

Opioid Monitoring and Management of Side Effects and Adverse Effects

- **Oxygen saturations, respiratory rate and quality, heart rate, and sedation should be monitored in patients receiving intravenous opioids.**

Adverse effects can occur with opioids administered by any route.

Increased monitoring may be advised for patients at high risk of respiratory depression. For SickKids specific opioid monitoring policy and guidelines, see [Monitoring Requirements for Patients Receiving Opioids](#).

- **Anticipate and treat opioid side-effects proactively.**

Most opioid side-effects are easily treated with simple interventions. Use bowel regimen medications (e.g. PEG 3350 and bisacodyl) routinely and anti-emetics and anti-pruritics as needed. Preference should be given to non-sedating medications (Grade A).

Naloxone infusion is helpful for treating and possibly preventing opioid-induced pruritus and may be helpful for opioid-induced nausea/vomiting and urinary retention. **(Grade A)**

Methylnatrexone can treat opioid-induced ileus (Grade B).

Opioid Dependence and Withdrawal

- **Treating pain with opioids does NOT lead to psychological dependence/addiction. (Grade A)**

Psychological dependence includes behavioural, cognitive, and physiological features that develop after repeated or long-term opioid use, typically including a strong desire to take the opioid, persistent use despite harm, and priority placed for taking the drug over other activities.

- **Prevent opioid withdrawal with the [Prevention & Treatment of Opioid and Benzodiazepine Withdrawal CPG](#).**

Outpatient Opioid Use

- **For patients discharged with opioids, provide patients and families with education about opioid use at home (Grade C).**

Education should include appropriate indications for opioid use, strategies for safe use, storage, and disposal, and other pain management strategies including non-opioid analgesics and non-pharmacological strategies.

Discharge instructions for pain medication should be written and verbal.

- **There is insufficient evidence regarding PRN (as needed) vs scheduled dosing for discharge opioids after surgery in children.**

The consensus is for opioids administered at home after surgery to be dosed PRN (Grade C).

- **Limit prescriptions to an amount required for the expected period of severe pain after surgery (Grade B).**

Encourage use of non-opioid analgesics and non-pharmacological interventions for mild-moderate pain.

Adjuvants

- **Adjuvant analgesics may improve pain control either in addition to basic analgesia and/or opioids, or they may also act as primary analgesics (Grade C).**

Recognize that adjuvant medications may be important in the treatment of neuropathic pain. Consultation with the Acute Pain Service is recommended (required for ketamine).

- **Anticonvulsants** like gabapentin, pregabalin, and carbamazepine are commonly used to treat neuropathic pain in adults. Evidence for treatment of pain in children is limited.

- **Benzodiazepines** and **Baclofen** may be helpful for the treatment of painful muscle spasms and spasticity, although evidence is limited in children.
- **Skeletal Muscle Relaxants** (e.g. methocarbamol) may be helpful for skeletal muscle conditions with pain or injury. Evidence is limited in children and methocarbamol is recommended for adolescents and adults 12 years of age and older.
- **Antidepressants** (Tricyclics, SSRIs, and SNRIs) may be helpful for neuropathic pain, headache, sleep disturbance, chronic widespread pain, post-herpetic neuralgia, abdominal pain, and other chronic pains. Evidence in children is limited.
- **Anticholinergics** (e.g. oxybutynin) may be used for bladder and smooth muscle spasms.
- **Cannabis and medical marijuana** (including cannabidiol [CBD] and tetrahydrocannabinol [THC]) lack evidence to support its use for treatment of acute or chronic pain (Grade A). However, in children with life-limiting conditions, the administration of medical cannabis may be requested by patients and their caregivers and should be considered on a case-by-case basis.

Table 2. Common Adjuvants

Medication	Class	Indication
Gabapentin Pregabalin	Anti-convulsant	Neuropathic, persistent, and acute perioperative pain
Clonidine	Alpha-2-adrenergic agonists	Opioid sparing; adjuvant to support opioid weaning
Amitriptyline	Tricyclic antidepressant	Neuropathic pain
Ketamine	Anesthetic/ NMDA antagonist	Opioid-sparing, non-responsive pain
Diazepam	Benzodiazepine	Muscle spasms (centrally mediated muscle relaxation)
Methocarbamol	Skeletal muscle relaxant	Muscle spasms
Oxybutynin	Anti-cholinergic	Bladder spasms

Local Anesthetics

- **Topical anesthetics should be used for all skin-breaking procedures (Grade A).**
Procedures that will benefit from topical anesthetics (e.g. EMLA™, Zensa™) include but are not limited to venipunctures, sutures, IV starts and lumbar punctures. Refer to Section 4.3, Table 6.
- **Injectable subcutaneous lidocaine** provides fast-acting, localized numbness and may be helpful for painful procedures such as laceration repairs and venipuncture. To minimize stinging associated with lidocaine administration, lidocaine can be buffered with bicarbonate and should be injected using the smallest gauge needle possible. The addition of epinephrine provides vasoconstriction and decreased bleeding.

Regional Anaesthesia

- **Regional anaesthesia is widely used for postoperative pain management in children and has been shown to be effective and safe when performed by experienced practitioners and with adequate monitoring (Grade A).**

These techniques include both single bolus injections and continuous infusions of local anesthetics within the epidural space or targeting single nerves or groups of peripheral nerves.

Portable regional anaesthesia modalities exist, and may be appropriate for certain patient populations. Appropriate follow-up is required to ensure safe and proper care at home.

Benefits of regional anaesthesia include earlier ambulation, rapid weaning from ventilators, lower levels of stress hormones, improved pain control, reduced opioid requirements, reduced incidence of postoperative nausea and vomiting, and reduced incidence of respiratory complications. Portable regional anaesthesia modalities have the added benefit of reduced length of stay in hospital.

Regional Anaesthesia can be used as part of a multimodal strategy.

3.5 Pain Management - Psychological Strategies

- Use developmentally appropriate psychological pain management strategies (Grade A) and involve patients and families in choosing appropriate strategies (Grade C).

Psychological strategies in conjunction with pharmacological and physical strategies can promote lower levels of chronic and acute pain, anxiety, and distress. These strategies aim to increase comfort, reduce pain-associated disability, promote adaptive behaviours, and modify situational, emotional, cognitive, social, and behavioural factors that contribute to and maintain pain. Some strategies may require facilitation by a trained healthcare professional (e.g. Psychologist) or via virtual modalities (e.g. smartphone app), while some can be taught to patients who then enact them independently.

Choice of strategies used depends on the patient's developmental level, the type of pain, and how the patient has coped with previous experiences of pain.

Table 3. Psychological Pain Management Strategies

Strategy (Evidence Grade)	Key Points
Education/Preparation (C)	Pain education and preparation for procedures should be given to patients and families.
Distraction (A)	<p>Conscious focus of attention to non-painful stimuli can suppress pain.</p> <p>Ideal distractions are those which are engaging, relaxing and enjoyable, those which improve mood and reduce anxiety, and tailored to the interests of the patient.</p> <p>Examples include imagery, problem solving, cognitive activities, behavioural activities (e.g. playing games), and external sensory focus.</p> <p>Refer to Section 4.5, Table 8, for specific age-appropriate distraction techniques for the management of procedural pain and anxiety.</p>
Imagery or Guided Imagery (A)	<p>Alone or with guidance, the patient imagines sights, sounds, smells, tastes, and other sensations to reduce pain and anxiety.</p> <p>Useful resources: Child Life specialists; web- or technology-based applications</p>
Environment modification (C)	Dim lights, reduce noise, decrease stimulation in patient's environment.
Therapeutic art, music, and play (A)	Engage Creative Arts Therapists and Child Life Specialists.
Cognitive Behavioural Therapy (A)	CBT and associated cognitive and behavioural strategies, including but not limited to relaxation training, parental interventions, biofeedback, and talk therapy, target thoughts, feelings and behaviours about pain.
Hypnosis (A)	Hypnosis involves relaxation and suggestion to induce an altered state of consciousness to decrease anxiety and sensory awareness.

Mindfulness (C)	A meditation practice that focuses on awareness of the present moment and non-judgmentally experiencing and accepting feelings, thoughts, and bodily sensations. SickKids internal mindfulness resource for children and families: Click here
------------------------	---

3.6 Pain Management - Physical Strategies

- Use developmentally appropriate physical pain management strategies (Grade A).

Physical strategies for acute and chronic pain management are used in conjunction with psychological and pharmacological interventions. An ideal pain management plan promotes active self-management when possible, using both active (e.g. exercise) and passive (e.g. heat/cold, massage) physical strategies.

Some physical interventions may require a specialist (e.g. physiotherapist, Registered Massage Therapist).

Table 4. Physical Pain Management Strategies

Strategy (Evidence Grade)	Key Points
Exercise (A)	<i>Graded exercise</i> involves finding a child's baseline tolerance and gradually increasing activity participation each week. <i>Targeted exercises</i> address posture, range of motion, or muscle strength. <i>Activity pacing</i> involves participation in activities for a specific time, alternating rest/non-rest periods.
Deep breathing (A)	<i>Diaphragmatic breathing</i> ("belly breathing") stimulates the vagus nerve and promotes a parasympathetic relaxation response. Utilize imagery (e.g. blowing out candles slowly), bubbles, or pin wheels to assist younger children with slow abdominal breathing.
Positioning (C)	Ensure the painful area is in a comfortable position. Consider overall position of the patient and/or supporting the area with pillows. See Table 7 for Comfort Positioning suggestions.
Heat, cold (A)	See Application of Heat & Cold as a Pain Management Strategy
Vapocoolant spray (A)	For needle-poke procedures (e.g. PainEase)
Sucrose and non-nutritive sucking (A)	For infants up to 18 months (Grade A). Refer to Table 5. See the e-formulary for dosing and contraindications. Refer to Guidelines for Pain Assessment and Management in Neonates . Breastfeeding may also be considered for pain relief in infants during painful procedures.
Infant strategies (A)	Examples include swaddling, therapeutic touch/massage, skin to skin contact.
Massage therapy (A)	Limited evidence in children. Targets muscle tension and improves restricted movement.
Transcutaneous electrical nerve stimulation (TENS) (A)	Limited evidence in children. Provides an electric current to disrupt pain signals transmitted to the brain via electrodes adhered to the skin.
Graded motor imagery (A)	Limited evidence in children. Retrains the brain to normalize motor function through imagined movements, and includes mirror therapy for chronic pain following amputation
Desensitization (A)	Limited evidence in children. Used for treatment of allodynia and hypersensitivity; involves using increased stimuli such as touch, pressure, and temperature, applied to the painful area with an aim to reduce painful response to non-painful stimuli.
Acupuncture/acupressure (A)	Evidence in infants to young adults, for acute (including surgical) and chronic pain.
Yoga (A)	Shown to be beneficial in some types of chronic pain.

4.0 Bundled Approach to Managing Pain and Distress from Common Medical Procedures

Common medical procedures, such as needle pokes, urethral catheterization, nasogastric tube insertion, nasopharyngeal swabs, and wound and dressing care, are known to cause pediatric patients pain and distress. If left untreated, pain and distress from medical procedures can lead to increased distress, pain, and overall avoidance of health care. The section below outlines the multimodal bundled approach to reducing pain and distress associated with common medical procedures.

4.1 Guiding Principles

- Develop a plan with the patient and family.

Using a multimodal approach (positioning, distraction, topical anesthetics, and sucrose/breastfeeding for infants) for pain and anxiety management, collaborate with the patient and family to determine which strategies will work best for the individual.

- Bundle strategies together.

Positioning, distraction, topical anaesthetics, and sucrose/breastfeeding for infants are bundled to optimize pain and anxiety management.

- Offer developmentally appropriate choices to support patient's autonomy.

Examples: *Would you like to be held by your mom or dad? Would you like to watch the procedure or watch your iPad/TV? Would you like numbing cream for your IV start? How can we help you get more comfortable?*

- Let the patient and caregivers know what to expect and what is expected of them.

Prepare patients for procedures with education (verbal, written, visual/virtual). Engage ChildLife if needed.

- Focus on patient/family's strengths by understanding what has worked in the past.
- Acknowledge and normalize common fears and responses.

4.2. List of effective multi-modal strategies to use for common medical procedures

Table 5. Multi-modal strategies for common medical procedures

Procedure	Comfort Positions	Distraction	Topical Anesthetics	Sucrose /Breastfeeding for infants
Needle pokes*	✓	✓	✓ (Zensa preferred)	✓
NP swabs	✓	✓	Contraindicated	✓
Urinary catheter insertion/removal	✓	✓	Cathejell (2% lidocaine jelly), Xylocaine (2% lidocaine jelly)	✓
NG tube insertion	✓	✓	Lidocaine 4% topical solution Given the strong evidence for analgesic effect in adults, topical local anaesthetic (nebulised or aerosolised) can be considered in co-operative older children.	✓

Dressing changes	✓	✓	Contraindicated. Use hospital-approved adhesive remover to reduce pain from adhesive.	✓
X-ray	✓	✓	Contraindicated	✓
G-tube insertion/removal	✓	✓	Cathejell (2% lidocaine jelly), Xylocaine (2% lidocaine jelly)	✓
Lumbar Puncture	✓	✓	✓ (EMLA/Zensa)	✓
Suture removal	✓	✓	Contraindicated. Do not apply to open skin.	✓
Light debridement	✓	✓	Contraindicated. Do not apply to open skin.	✓
Laceration repair	✓	✓	✓ (LET Gel/solution)	✓
Adhesive tape removal	✓	✓	Contraindicated. Use hospital-approved adhesive remover to reduce pain	✓
Wound Care	✓	✓	Contraindicated. Do not apply to open skin.	✓

* For IV Insertions, limiting number of pokes can reduce pain and distress. Refer to the [IV Escalation Pathway](#).

4.3 Topical Anesthetic

Topical anesthetics can be used to suppress pain in the area that the procedure is being performed. Topical anesthetics are more effective in reducing pain than Vapocoolant sprays and should always be offered first.

Vapocoolant sprays

Vapocoolant sprays are not considered an anesthetic as they do not block pain. These sprays freeze the area and are considered a method of distraction and should only be used if they are effective for the individual patient.

Current Topical Products available at SickKids:

Table 6. Topical Products for Common Medical Procedures*

Product	Formulation	Key Information	Indications
EMLA (lidocaine and prilocaine)	Topical: cream or patch	Onset: 60 minutes, lasts for 2 hours. Should be covered with a transparent bandage or plastic wrap to ensure it stays in place.	Needle procedures on intact skin
Zensa (5% lidocaine)	Topical cream	Onset: 30 minutes. Can remain on skin up to 2 hours and is effective for 1 hour post removal. Should be covered with a transparent bandage or plastic wrap to ensure it stays in place.	Needle procedures on intact skin
Ametop (Tetracaine 4%)	Topical cream	Onset: 30 minutes (venipuncture), 45 minutes (IV cannulation). Duration 4-6h. Should be covered with a transparent bandage or plastic wrap to ensure it stays in place.	Needle procedures on intact skin For patients with lidocaine allergies.

©The Hospital for Sick Children ("SickKids"). All Rights Reserved. This document was developed solely for use at SickKids. SickKids accepts no responsibility for use of this material by any person or organization not associated with SickKids. A printed copy of this document may not reflect the current, electronic version on the SickKids Intranet. Use of this document in any setting must be subject to the professional judgment of the user. No part of the document should be used for publication without prior written consent of SickKids.

Lidocaine 4% topical solution	Topical solution to be administered using mucosal atomization device	Onset: usually within 1-5 minutes. Duration of anesthesia persists for approximately 15-30 minutes.	May be used in the nare for NG tube insertion.
Xylocaine Jelly 2% (600mg/30ml)	Topical jelly Tube	Onset: 5 minutes, depending on the area of application. Duration of anesthesia is approximately 20-30 minutes. Ineffective when applied to intact skin.	Surface anesthesia and lubrication for various procedures where tube is inserted into the mouth, nose, throat, or urinary tract.
Cathejell (2% lidocaine)	Topical jelly (prefilled 10 mL syringe)	Onset: Within 5 minutes, depending on the area of application. Duration is approximately 20–30 minutes. Cathejell® (lidocaine hydrochloride) is ineffective when applied to intact skin. Do not leave on large body areas for >2 hours.	Surface anesthesia and lubrication for various procedures where tube is inserted into the mouth, nose, throat, or urinary tract.
LET solution	Solution, topical, compounded by SickKids	Onset: 15-30 minutes. Last for 30 minutes.	Lacerations; Wounds ≤6 cm or an area that can be covered by a 2 cm x 2 cm gauze.

* Refer to [e-formulary](#) and consult with pharmacy on clinical appropriate use.

4.4 Comfort Positioning

- ▶ Avoid lying patients flat for procedures. Being physically restrained increases patient's distress and anxiety related to the procedure.
Use [comfort holds](#) to help to stabilize the affective procedure area without restraining the patient.
- ▶ Encourage caregiver involvement in comfort positioning to ease patient's procedure related distress.
Offer choices to patient/family care giver when possible. Comfort positions will vary based on the procedure, patient's level of anxiety, and development age.
- ▶ Consult with Child Life Specialists for additional comfort hold strategies.

Table 7. Comfort Positioning by Developmental Age Group

Age Group	Examples of Recommended Comfort Positions
Infants (birth to 12 months)	<ul style="list-style-type: none"> • Swaddle • Skin to skin • Allow parents to hold
Toddler (1-5yrs)	<ul style="list-style-type: none"> • Sitting upright, back to their parent's chest • Parent holds child during procedure
School age/Teenagers (6-18yrs)	<ul style="list-style-type: none"> • Encourage to sit upright

4.5 Distraction

Age-appropriate distraction techniques help to reduce pain and anxiety by shifting focus away from the procedure. Ensure to select a distraction method that will focus the patient's attention before and during the procedure.

Table 8. Distraction by Developmental Age Group

Age Group	Recommended Distraction Techniques	
Infants (birth to 12 months)	<ul style="list-style-type: none"> • Light-up or brightly-coloured toys • Singing • Baby's favourite object 	<ul style="list-style-type: none"> • Patting baby and using soothing voice • Pacifier
Toddler (1-5yrs)	<ul style="list-style-type: none"> • Light-up toys • Pop-up picture books • Drawing or colouring • Bubbles 	<ul style="list-style-type: none"> • Singing • Music • Videos • Favourite objects from home
School age (6-12yrs)	<ul style="list-style-type: none"> • Books or magazines • Videos • Video games • Drawing or colouring 	<ul style="list-style-type: none"> • Deep breathing • Singing • If preferred, allow patient to watch procedure
Teenagers (13-18yrs)	<ul style="list-style-type: none"> • iPad or other electronic devices • Videos • Video games 	<ul style="list-style-type: none"> • Virtual reality headsets • Deep breathing exercises • If preferred, allow patient to watch procedure

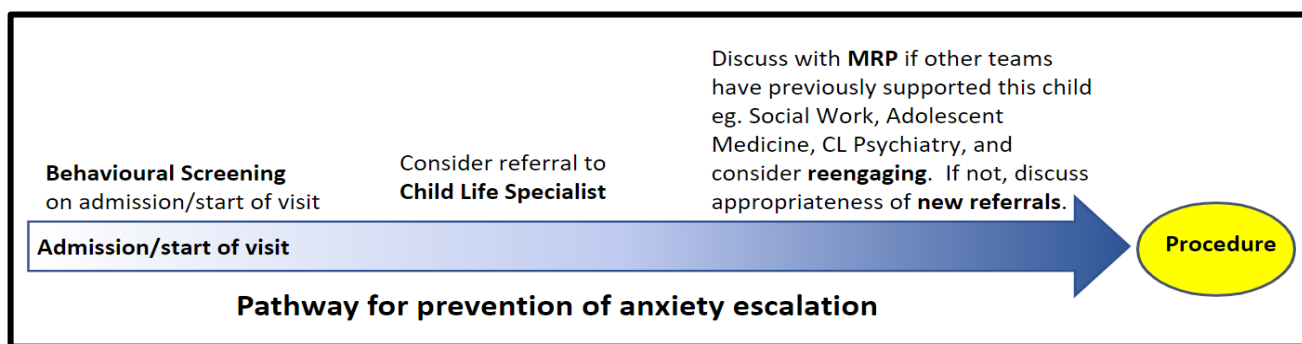
5.0 Further Management of Common Medical Procedures

Some patients will require additional treatment such as pharmacological and psychosocial management to address their pain and anxiety related to common medical procedures.

5.1 Patients requiring management for anxiety/phobia

Unmanaged pain and distress from common medical procedures can result in trauma and phobias. In addition to the bundled approach, the following should be completed to identify patients who may benefit from additional behavioural and psychological supports:

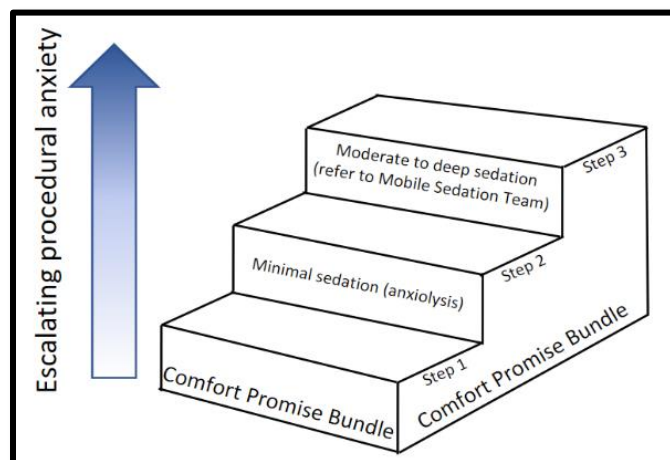
- Complete the behavioural screening tool upon admission for all patients ≥ 2 years of age.
- Consult with department's Child life specialist to develop additional strategies
- Consider consulting teams that may already be involved in the child's care who may be able to assist with developing strategies to reduce procedure-related anxiety.



5.2 Patients requiring pharmacological management for procedural pain and anxiety

Consider minimal sedation/anxiolysis for patients who continue to experience pain +/- anxiety related to common medical procedures. See [Sedation Continuum](#) for more information.

Consider consultation with the [Integrated Sedation Service](#) if moderate to deep sedation may be required.



6.0 Implementation of CPG

Potential health benefits for patients

- Improved assessment of pain on admission and throughout hospitalization using standardized measures
- Improved pain management of acute, procedural and chronic pain
- Patients and families will be partners in their pain management plan
- Improved communication with families about pain assessment and management
- Earlier discharge from hospital
- Fewer re-admissions to hospital
- Reduced risk of developing chronic pain

Facilitators to implementation

- Pain Matters Committee
- Organizational support, i.e. chief nursing executive, RNAO best-practice spotlight
- Experts in pain at all levels, clinical, research and education

Organizational barriers to implementation

- Scope of practice issues – e.g. unregulated HCP
- Availability of resources – e.g. topical anesthetics, comfort kit supplies

Key review criteria/indicators for monitoring and audit purposes

- Pain Centre Quality Improvement – Audit and feedback on pain practices (assessment using validated pain tool, and interventions for moderate to severe pain) and clinical pain outcomes (prevalence of moderate to severe pain)
- Inpatient, Emergency, and Ambulatory Patient/Family Survey Results

7.0 Related Documents

[Pain Assessment](#)

[Care of Patients Receiving Regional Anaesthesia: Epidural Infusions or Peripheral Nerve Blocks](#)

[Care of Patients Receiving Continuous Infusion of Opioids](#)

©The Hospital for Sick Children ("SickKids"). All Rights Reserved. This document was developed solely for use at SickKids. SickKids accepts no responsibility for use of this material by any person or organization not associated with SickKids. A printed copy of this document may not reflect the current, electronic version on the SickKids Intranet. Use of this document in any setting must be subject to the professional judgment of the user. No part of the document should be used for publication without prior written consent of SickKids.

[Application of Heat and Cold as a Pain Management Strategy](#)
[Management of Functional Constipation CPG](#)
[Guideline for Pain Assessment and Management for Neonates](#)
[Neonatal Pain Assessment and Procedural Pain Management](#)
[Vital Sign Monitoring](#)
[Electronic Patient Monitoring](#)
[RNAO Assessment and Management of Pain Best Practice Guideline](#)
[Prevention and Treatment of Opioid and Benzodiazepine Withdrawal](#)
[Comfort Positioning Guide](#)

8.0 References

- Ali, S., Drendel, A., & TREKK Network. (2021, March). *Bottom Line Recommendations: Procedural Pain*. TREKK: Translating Emergency Knowledge for Kids.
https://trekk.ca/system/assets/assets/attachments/537/original/2021-03-15_Procedural_Pain_v2.0.pdf?1620411286
- Alqudimat, M., Mesaroli, G., Laloo, C., Stinson, J., & Matava, C. (2021). State of the art: Immersive technologies for perioperative anxiety, acute, and chronic pain management in pediatric patients. *Current Anesthesiology Reports*, 11(3), 265-274.
- Ang, S. P., Montuori, M., Trimba, Y., Maldari, N., Patel, D., & Chen, Q. C. (2021). Recent applications of virtual reality for the management of pain in burn and pediatric patients. *Current pain and headache reports*, 25(1), 1-8.
- Armstrong, PJ, Berston, A.(1989) Normeperidine toxicity. *Anesthesia Analgesia* 65: 536-538.
- Ayling Campos, A., Amaria, K., Campbell, F., & McGrath, P. A. (2011). Clinical impact and evidence base for physiotherapy in treating childhood chronic pain. *Physiotherapy Canada*, 63(1), 21-33.
- Birnie, K. A., Noel, M., Chambers, C. T., Uman, L. S., & Parker, J. A. (2018). Psychological interventions for needle-related procedural pain and distress in children and adolescents. *Cochrane Database of Systematic Reviews*, (10).
- Blécourt, A. D., Preuper, H. S., Van Der Schans, C. P., Groothoff, J. W., & Reneman, M. F. (2008). Preliminary evaluation of a multidisciplinary pain management program for children and adolescents with chronic musculoskeletal pain. *Disability and Rehabilitation*, 30(1), 13-20.
- Brown, M. L., Rojas, E., & Gouda, S. (2017). A mind–body approach to pediatric pain management. *Children*, 4(6), 50.
- Chumpitazi, C. E., Chang, C., Atanelov, Z., Dietrich, A. M., Lam, S. H. F., Rose, E., ... & ACEP Pediatric Emergency Medicine Committee. (2022). Managing acute pain in children presenting to the emergency department without opioids. *Journal of the American College of Emergency Physicians Open*, 3(2), e12664.
- Ciszkowski, C et al (2009). Codeine, ultra-rapid metabolism genotype, and post-operative death. *New England Journal of Medicine*, 361: 827-828.
- Cravero, J. P., Agarwal, R., Berde, C., Birmingham, P., Coté, C. J., Galinkin, J., ... & Wilder, R. (2019). The Society for Pediatric Anesthesia recommendations for the use of opioids in children during the perioperative period. *Pediatric Anesthesia*, 29(6), 547-571.
- Deshpande, A., Mailis-Gagnon, A., Zoheiry, N., & Lakha, S. F. (2015). Efficacy and adverse effects of medical marijuana for chronic noncancer pain: Systematic review of randomized controlled trials. *Canadian Family Physician*. 61(8), e372-e381.

- Eccleston, C., Morley, S., Williams, A., Yorke, L., & Mastroiannopoulou, K. (2002). Systematic review of randomised controlled trials of psychological therapy for chronic pain in children and adolescents, with a subset meta-analysis of pain relief. *Pain*, 99(1-2), 157-165.
- Edmonds, K. P., Saunders, I. M., Willeford, A., Ajayi, T. A., & Atayee, R. S. (2020). Emerging challenges to the safe and effective use of methadone for cancer-related pain in paediatric and adult patient populations. *Drugs*, 80(2), 115-130.
- Fisher, E., Law, E., Dudeney, J., Palermo, T. M., Stewart, G., & Eccleston, C. (2018). Psychological therapies for the management of chronic and recurrent pain in children and adolescents. *Cochrane database of systematic reviews*, (9).
- Fraser Health (2006). Principles of opioid management – Hospice and palliative care program: Symptom Guidelines.
- Friedrichsdorf, S. J. (2019). From Tramadol to Methadone. *The Clinical Journal of Pain*, 35(6), 501-508.
- Friedrichsdorf, S. J., & Goubert, L. (2020). Pediatric pain treatment and prevention for hospitalized children. *Pain Reports*. 5(1), e804.
- Harrison, D., Bueno, M. Yamada, J et al. (2010). Analgesic effects of sweet tasting solutions in infants: Current state of equiPOSE. *Pediatrics* 126 (5): 894-902
- Harrison, D, Beggs, S, Stevens, B, (2012). Sucrose for procedural pain management in infants, *Pediatrics*. 130: 1-8.
- Harrison, D., Yamada, J., Adams Webber, T. et al. Sweet tasting solutions for reduction of needle-related procedure pain in children aged one to 16 years. *Cochrane Pain, Palliative and Supportive Care Group Cochrane Database of Systematic reviews*. 10. 2011
- Hatfield, L., Gusic, M., Dyer, A., & Polomano, R. (2008). Analgesic properties of oral sucrose during routine immunizations at 2 and 4 months of age. *Pediatrics* 121, (2), e327-334.
- Heydinger, G., Tobias, J., & Veneziano, G. (2021). Fundamentals and innovations in regional anaesthesia for infants and children. *Anaesthesia*, 76, 74-88.
- IASP. (2021). International Association for the Study of Pain Presidential Task Force on Cannabis and Cannabinoid Analgesia position statement. *Pain*. 162(7), s1-s2.
- International Evidence-Based Group for Neonatal Pain (2001). Consensus statement for the prevention and management of pain in the newborn. *Archives of Pediatric Adolescent Medicine*, 155: 173-180.
- Ivani, G., & Mossetti, V. (2008). Regional Anesthesia for Postoperative Pain Control in Children. *Pediatric Drugs*, 10(2), 107-114.
- Johnson, M. H. (2005). How does distraction work in the management of pain?. *Current pain and headache reports*, 9(2), 90-95.
- Kelly L. E. et al (2012) More codeine fatalities after tonsillectomy in North American children. *Pediatrics*, 129:e1343-1347.
- Landry, B. W., Fischer, P. R., Driscoll, S. W., Koch, K. M., Harbeck-Weber, C., Mack, K. J., ... & Brandenburg, J. E. (2015). Managing chronic pain in children and adolescents: a clinical review. *PM&R*, 7(11), S295-S315.
- Lee, B. H., Scharff, L., Sethna, N. F., McCarthy, C. F., Scott-Sutherland, J., Shea, A. M., ... & Berde, C. B. (2002). Physical therapy and cognitive-behavioral treatment for complex regional pain syndromes. *The Journal of pediatrics*, 141(1), 135-140.
- Lefrak, L. et al. (2006) Sucrose analgesia: Identifying potentially better practices. *Pediatrics*, 118 (S2) S197-202.
- Lin, Y. C., Perez, S., & Tung, C. (2020). Acupuncture for pediatric pain: The trend of evidence-based research. *Journal of traditional and complementary medicine*, 10(4), 315-319.
- Mangat, A. K., Oei, J. L., Chen, K., Quah-Smith, I., & Schmölzer, G. M. (2018). A review of non-pharmacological treatments for pain management in newborn infants. *Children*, 5(10), 130.

- Mathew, E., Kim, E., & Goldschneider, K. R. (2014). Pharmacological treatment of chronic non-cancer pain in pediatric patients. *Pediatric Drugs*, 16(6), 457-471.
- Maynard, C. S., Amari, A., Wieczorek, B., Christensen, J. R., & Slifer, K. J. (2010). Interdisciplinary behavioral rehabilitation of pediatric pain-associated disability: retrospective review of an inpatient treatment protocol. *Journal of Pediatric Psychology*, 35(2), 128-137.
- McCaffery, M & Pasero, C. (2011). *Pain Assessment and Pharmacological Management*. Elsevier, Mosby, St. Louis.
- Merella, F., Canchi-Murali, N., & Mossetti, V. (2019). General principles of regional anaesthesia in children. *BJA education*, 19(10), 342.
- Morisy, L. Platt, D. (1986) Hazards of high dose meperidine. *JAMA* 255: 467-468
- Mort, D. O., & Levene, I. (2020). Does topical local anaesthesia reduce the pain and distress of nasogastric tube insertion in children? *Archives of Disease in Childhood*, 105(7), 697-700. doi:10.1136/archdischild-2020-319197
- Oliveira, N. C., & Linhares, M. B. M. (2015). Nonpharmacological interventions for pain relief in children: A systematic review. *Psychology & Neuroscience*, 8(1), 28.
- Palermo, T. M., Eccleston, C., Lewandowski, A. S., Williams, A. C. D. C., & Morley, S. (2010). Randomized controlled trials of psychological therapies for management of chronic pain in children and adolescents: an updated meta-analytic review. *Pain*, 148(3), 387-397.
- Pasero, C., & McCaffery, M. (2004). Comfort–Function Goals: A way to establish accountability for pain relief. *AJN The American Journal of Nursing*, 104(9), 77-81.
- Registered Nurses Association of Ontario (2002, revised 2007, 2013 , 2021 in press) *Assessment and Management of Pain Nursing Best Practice Guideline*. Toronto, Ontario.
- Schug, S. A., Palmer, G. M., Scott, D. A., Alcock, M., Halliwell, R., & Mott, J. (Eds.). (2020). *Acute pain management: scientific evidence*. Australian and New Zealand College of Anaesthetists.
- Shah, P., & Siu, A. (2019). Considerations for neonatal and pediatric pain management. *American Journal of Health-System Pharmacy*, 76(19), 1511-1520.
- Short, S., Pace, G., & Birnbaum, C. (2017). Nonpharmacologic techniques to assist in pediatric pain management. *Clinical Pediatric Emergency Medicine*, 18(4), 256-260.
- Stevens, B., Yamada, J., Campbell-Yeo, M., Gibbins, S., Harrison, D., Dionne, K., ... & Riahi, S. (2018). The minimally effective dose of sucrose for procedural pain relief in neonates: a randomized controlled trial. *BMC pediatrics*, 18(1), 1-8.
- Stevens, B., Yamada, J., Ohlsson, A. Sucrose for analgesia in newborn infants undergoing painful procedures. *Cochrane Database of Systemic Reviews*, 2010; 1. CD001069
- Taddio, A. et al. (2010) Reducing the pain of childhood vaccination: an evidence-based clinical practice guideline (summary) *Canadian Medical Association Journal* 2010 DOI:10.1503/cmaj.092048
- Trottier, E. D., Doré-Bergeron, M. J., Chauvin-Kimoff, L., Baerg, K., & Ali, S. (2019). Managing pain and distress in children undergoing brief diagnostic and therapeutic procedures. *Paediatrics & Child Health*, 24(8), 509–535.
- Ungprasert, P., et al. (2012). What is the "safest" Nonsteroidal Anti-Inflammatory Drugs? *American Medical Journal* 3(2) 115-123.
- Vittinghoff, M., Lönnqvist, P. A., Mossetti, V., Heschl, S., Simic, D., Colovic, V., ... & Morton, N. S. (2018). Postoperative pain management in children: Guidance from the pain committee of the European Society for Paediatric Anaesthesiology (ESPA Pain Management Ladder Initiative). *Pediatric Anesthesia*, 28(6), 493-506.
- World Health Organization. (2020). Guidelines on the management of chronic pain in children. Retrieved from <https://www.who.int/publications/i/item/9789240017870> February 2022

- World Health Organization. (2012). Persisting pain in children package: WHO guidelines on the pharmacological treatment of persisting pain in children with medical illnesses. World Health Organization.
<https://apps.who.int/iris/handle/10665/44540>
- Wren, A. A., Ross, A. C., D'Souza, G., Almgren, C., Feinstein, A., Marshall, A., & Golianu, B. (2019). Multidisciplinary pain management for pediatric patients with acute and chronic pain: a foundational treatment approach when prescribing opioids. *Children*, 6(2), 33.

9.0 Guideline Group and Reviewers

- **Guideline Revision 2022**
 - Group Members
 - Jacqueline Hanley, Acute Pain Service
 - Ashley Harvey, Acute Pain Service
 - Erica Patterson, Professional Practice
 - Reviewers
 - Dr. Beth Gumulka, Paediatrics
 - Dr. Maryse Bouchard, Orthopaedic Surgery
 - Dr. Suzan Schneeweiss, Emergency
 - Carolyn Beck, Palliative Care
 - Dr. Lisa Isaac, Anaesthesia and Pain Medicine
 - Dr. Fiona Campbell, Anaesthesia and Pain Medicine
 - Pain Matters Committee
 - Family Advisory Network
- **Guideline Group**
 - Pain Matters Committee Members
- **Guideline Reviewers**
 - Dr. Denis Daneman, Paediatrician-in-Chief, Paediatrics
 - Dr. Jeremy Friedman, Head, Division of Paediatric Medicine
 - Dr. Basem Naser, Director, Acute Pain Service, Anaesthesia
 - Dr. Arie Peliowski, Staff Anesthesiologist, Anaesthesia
 - Dr. Suzan Schneeweiss, Staff Physician, Emergency Medicine Division
 - Ms. Jocelyne Volpe, APN, Haematology/Oncology
 - Dr. James G. Wright, Surgeon-In-Chief, Department of Surgery,

Reviewers were selected to reflect different backgrounds and perspectives. Their comments and suggestions were considered and the document amended accordingly.

Attachments:

[5696.Comfort Positioning Guide.pdf](#)

[pain algorithm.pdf](#)